

SAMUEL HEATH

Product Data Sheet

N6766, N7766F, N7766K, N9766
(Includes Anti-Rotation Grub Screw)



N6766



N7766K



N7766F



N9766

SAMUEL HEATH

Product Data Sheet


N6766, N7766F, N7766K, N9766
(Includes Anti-Rotation Grub Screw)




N6766



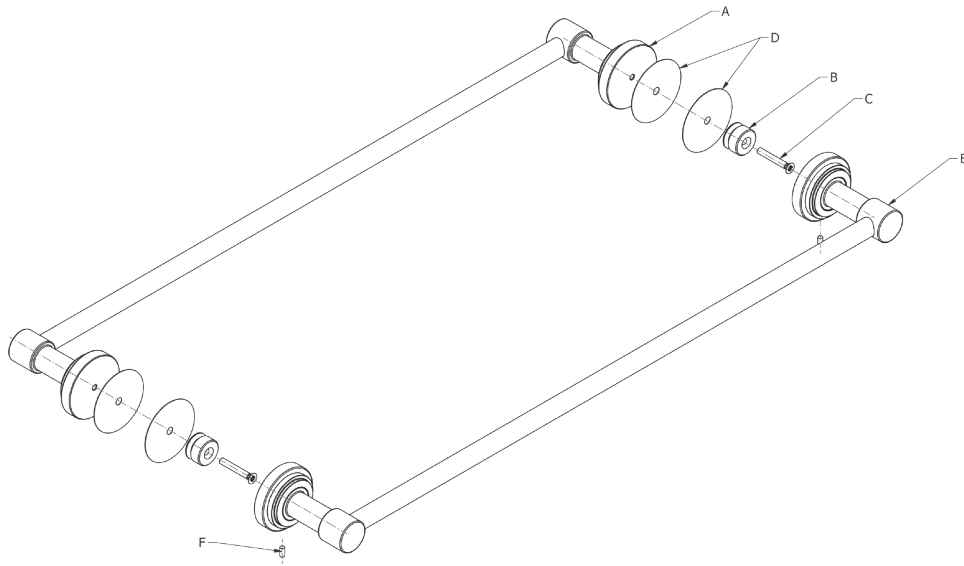
N7766K



N7766F



N9766



Instructions:

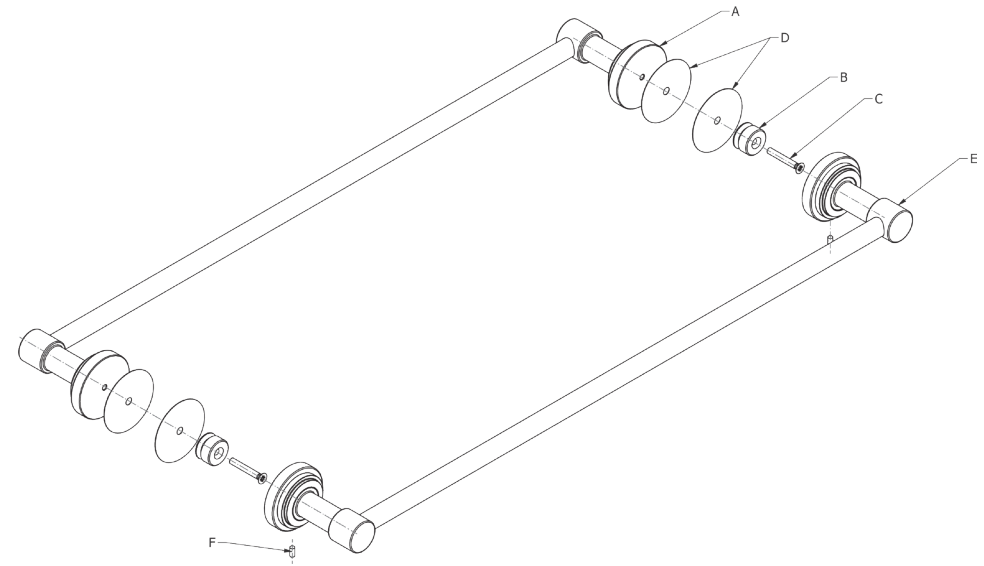
1. Clamp the rail (A) to the surface using chassis (B) and screw (C) from the other side of the glass. Ensure that the washers (D) sit between the glass and the metal products.
2. Attach the rail (E) to the chassis (B) and secure using grub screw (F).

SAMUEL HEATH
Head Office and Customer Service
 Leopold Street
 Birmingham
 England
 B12 0UJ
 T: +44 (0)121 766 4200

Info@samuel-heath.com
 www.samuel-heath.co.uk

US Customer Service
 usa@samuel-heath.com
 Federal I.D. No. 58-1504682
 www.samuel-heath.com

9-3118
Issue C



Instructions:

1. Clamp the rail (A) to the surface using chassis (B) and screw (C) from the other side of the glass. Ensure that the washers (D) sit between the glass and the metal products.
2. Attach the rail (E) to the chassis (B) and secure using grub screw (F).

SAMUEL HEATH
Head Office and Customer Service
 Leopold Street
 Birmingham
 England
 B12 0UJ
 T: +44 (0)121 766 4200

Info@samuel-heath.com
 www.samuel-heath.co.uk

US Customer Service
 usa@samuel-heath.com
 Federal I.D. No. 58-1504682
 www.samuel-heath.com

9-3118
Issue C