


SAMUEL HEATH

Product Data Sheet

Glass Shelf




N4313

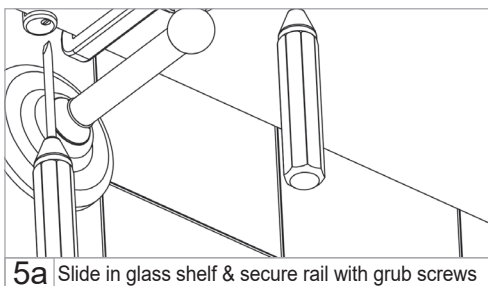
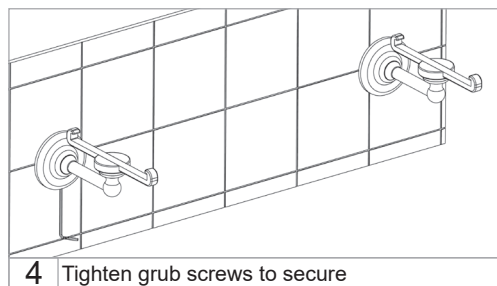
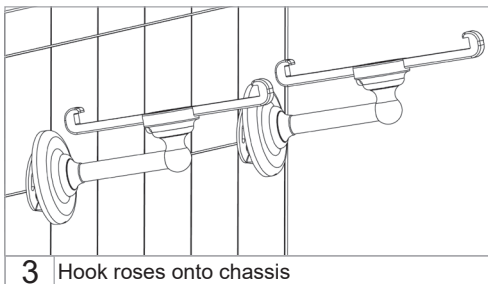
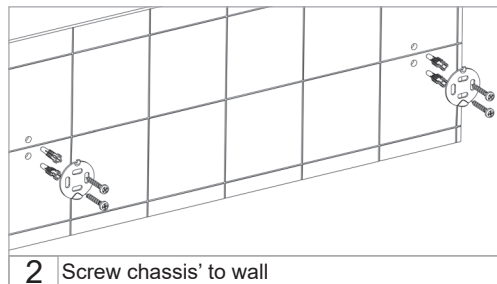
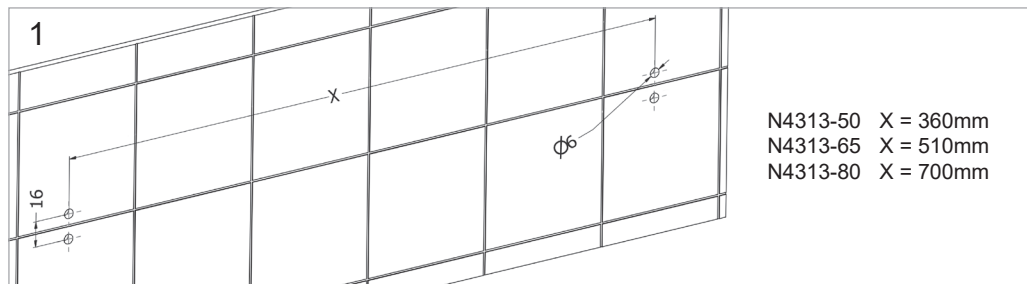
SAMUEL HEATH

Product Data Sheet

Glass Shelf



N4313



SAFETY NOTE

Prior to drilling into walls:
Check there are no hidden electrical wires, cables or water supply pipes with the aid of an electronic detector.

Note: Wall plugs supplied are only suitable for solid stone / brick walls. For plasterboard walls use specialist wall plugs. *Seek advice from a specialist about the suitability of fixings to be used.*

SAMUEL HEATH
Head Office and Customer Service

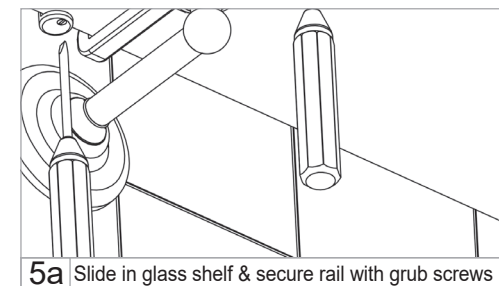

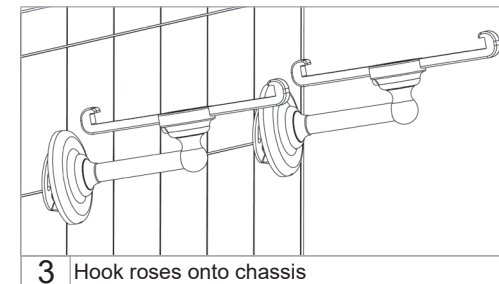
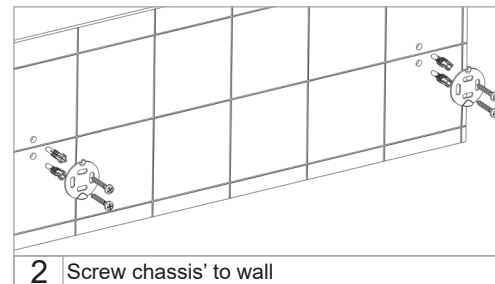
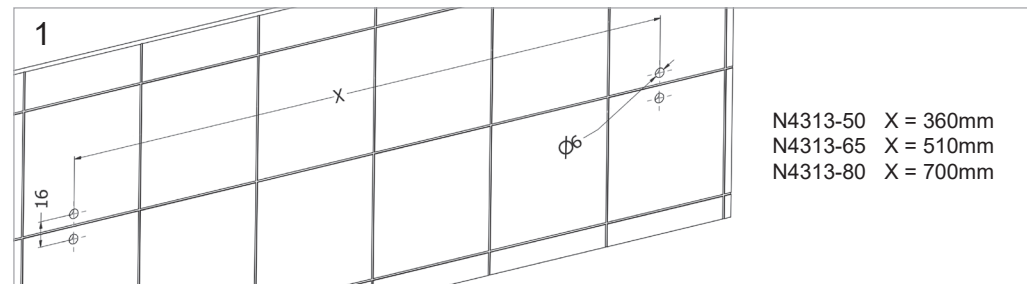
Leopold Street
Birmingham
England
B12 0UJ

T: +44 (0)121 766 4200
F: +44 (0)121 772 3334

Info@samuel-heath.com
www.samuel-heath.com

US Customer Service
Federal I.D. No. 58-1504682
www.samuel-heath.com/us

9-1920



SAFETY NOTE

Prior to drilling into walls:
Check there are no hidden electrical wires, cables or water supply pipes with the aid of an electronic detector.

Note: Wall plugs supplied are only suitable for solid stone / brick walls. For plasterboard walls use specialist wall plugs. *Seek advice from a specialist about the suitability of fixings to be used.*

SAMUEL HEATH
Head Office and Customer Service

Leopold Street
Birmingham
England
B12 0UJ

T: +44 (0)121 766 4200
F: +44 (0)121 772 3334

Info@samuel-heath.com
www.samuel-heath.com

US Customer Service
Federal I.D. No. 58-1504682
www.samuel-heath.com/us

9-1920